



FY14

650

Students



FY15

650

Students



172

Students



133

Students



Statewide Extension Programs
(IMSA Fusion and others)

1,682

Educators



9,983

Students



2,178

Educators



10,343

Students



Innovation Pilot Program

(Mentor Matching Engine for State's R&D STEM Learning Exchange, in partnership with Illinois Science and Technology Coalition)

354

Students



50

Teachers



117

Mentors



582

Students



66

Teachers








155

Mentors




DigitalCommons@IMSA

This online repository shares the intellectual output of IMSA with educators, policymakers, parents and others in Illinois and beyond.

	 Downloads*	 Sessions**	 Illinois	 U.S.	 Outside U.S.
FY13	19,762	4,358	1,866	3,642	716
FY14	34,274	6,097	1,856	4,977	1,120
FY15†	32,144	5,038	1,588	4,183	855

*Downloads/Abstract Views from Digital Commons statistics. **Google Analytics provides geographic breakdown by session, not by download. †Through February 2015

IMSA Alumni Degree Attainment and Employment

Total Alumni 5,422 	Degree Info		Industry/Profession		Employment Location	
	Reported Degree Info 3,417	Earned STEM Degree(s) 2,145 Earned Degree(s) in IL 1,874	Reported Industry/Profession 1,980	STEM Industry/Profession 867	Reported Employment Location 1,586	Employed in IL 641

*College degree data is collected by the National Student Clearinghouse. A degree is defined as a Bachelor's degree and above. Employment data was collected by IMSA's alumni portal and Accudata's Alumni Finder.